

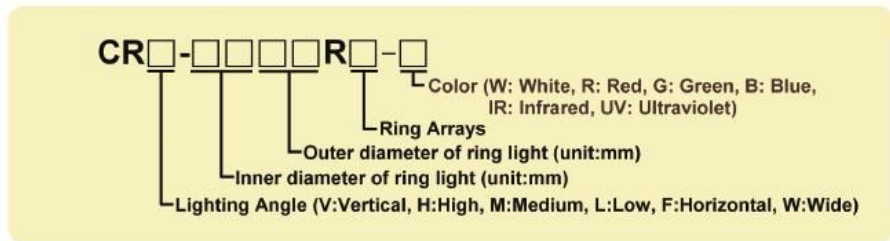
Features

- Cost-effective and widely used Constant Current control LED ring light.
- Steady brightness, long lasting and no thermal handling problem.
- LED arrays are assembled on flexible PCB with high precision to achieve desired ring angle from lower to vertical for different ring light model.
- Optional diffuse plate for shining or highly reflective object inspection.
- All series provide 2, 3 or more LED rings, radiating angle and colors – white, red, green, blue and customize ring light can be selected.

Applications

- Substrate, label, bar code inspection or defect inspection.
- Fiducial, character recognition on flat surface.
- Printed character on IC chips, PCB component, printing on caps, and Wafer OCR inspection.
- Light source for 2D, 3D measuring or AOI inspection system.

Model Explanation



Available Models

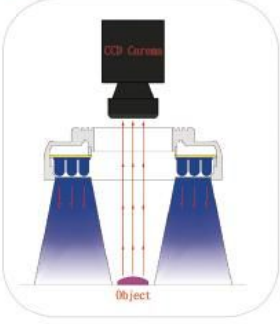
Model	Lighting Angle	Color	Inner/Outer Diameter(mm)	Working Distance (mm)	Max. Rated Current IFM(A)	Dimension
CRH-1032R2-W/R/G/B	72°	○●●●	10 / 32	15-50	0.08	1
CRH-1643R2-W/R/G/B	70°	○●●●	16 / 43	15-45	0.08	2
CRH-2850R2-W/R/G/B	60°	○●●●	28 / 50	25-45	0.1	3
CRH-3667R3-W/R/G/B	63°	○●●●	36 / 67	25-80	0.22	4
CRH-4666R2-W/R/G/B	65°	○●●●	46 / 66	48-56	0.16	5
CRH-5087R2-W/R/G/B	75°	○●●●	50 / 87	50-90	0.14	6
CRH-5090R4-W/R/G/B	69°	○●●●	50 / 90	60-100	0.36	7
CRH-70120R3-W/R/G/B	61°	○●●●	70 / 120	60-80	0.24	8
CRM-110155R3-W/R/G/B	55°	○●●●	110 / 155	71-93	0.34	9
CRM-1643R2-W/R/G/B	30°	○●●●	16 / 43	6-35	0.08	10
CRM-2850R2-W/R/G/B	30°	○●●●	28 / 50	6-35	0.1	11
CRM-3667R3-W/R/G/B	30°	○●●●	36 / 67	10-30	0.22	12
CRM-4874R2-W/R/G/B	30°	○●●●	48 / 74	10-30	0.16	13
CRM-5087R2-W/R/G/B	45°	○●●●	50 / 87	20-40	0.14	14
CRM-5090R4-W/R/G/B	45°	○●●●	50 / 90	20-40	0.36	15
CRL-90140R3-W/R/G/B	21°	○●●●	90 / 140	10-30	0.27	16
CRV-1643R2-W/R/G/B	90°	○●●●	16 / 43	6-35	0.08	17
CRV-2850R2-W/R/G/B	90°	○●●●	28 / 50	6-35	0.1	18
CRV-3667R3-W/R/G/B	90°	○●●●	36 / 67	10-30	0.22	19
CRV-5090R4-W/R/G/B	90°	○●●●	50 / 90	20-40	0.36	20
CRVX-116166-W/R/G/B	90°	○●●●	116 / 166	50-200	1.4	27
CRVX-200266-W/R/G/B	90°	○●●●	201 / 266	50-200	2.6	28
CRF-2340-W/R/G/B	0°	○●●●	23 / 40	0-7	0.04	21
CRF-3667-W/R/G/B	0°	○●●●	36 / 67	0-10	0.07	22
CRF-6090-W/R/G/B	0°	○●●●	60 / 90	0-10	0.1	23
CRF-92122-W/R/G/B	0°	○●●●	92 / 122	0-15	0.14	24
CRF-114150-W/R/G/B	0°	○●●●	114 / 150	0-20	0.19	25
CRF-140174-W/R/G/B	0°	○●●●	140 / 174	0-20	0.28	26

Ring Light

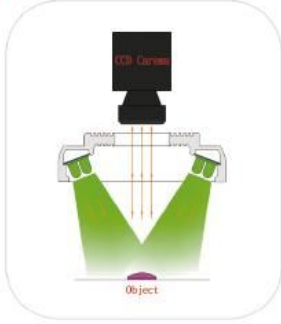
CR/PR series

Lighting Structure

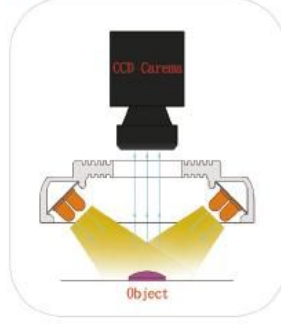
◆ Vertical Angle



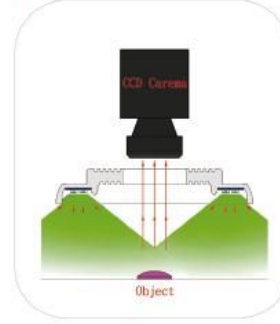
◆ High Angle



◆ Medium Angle



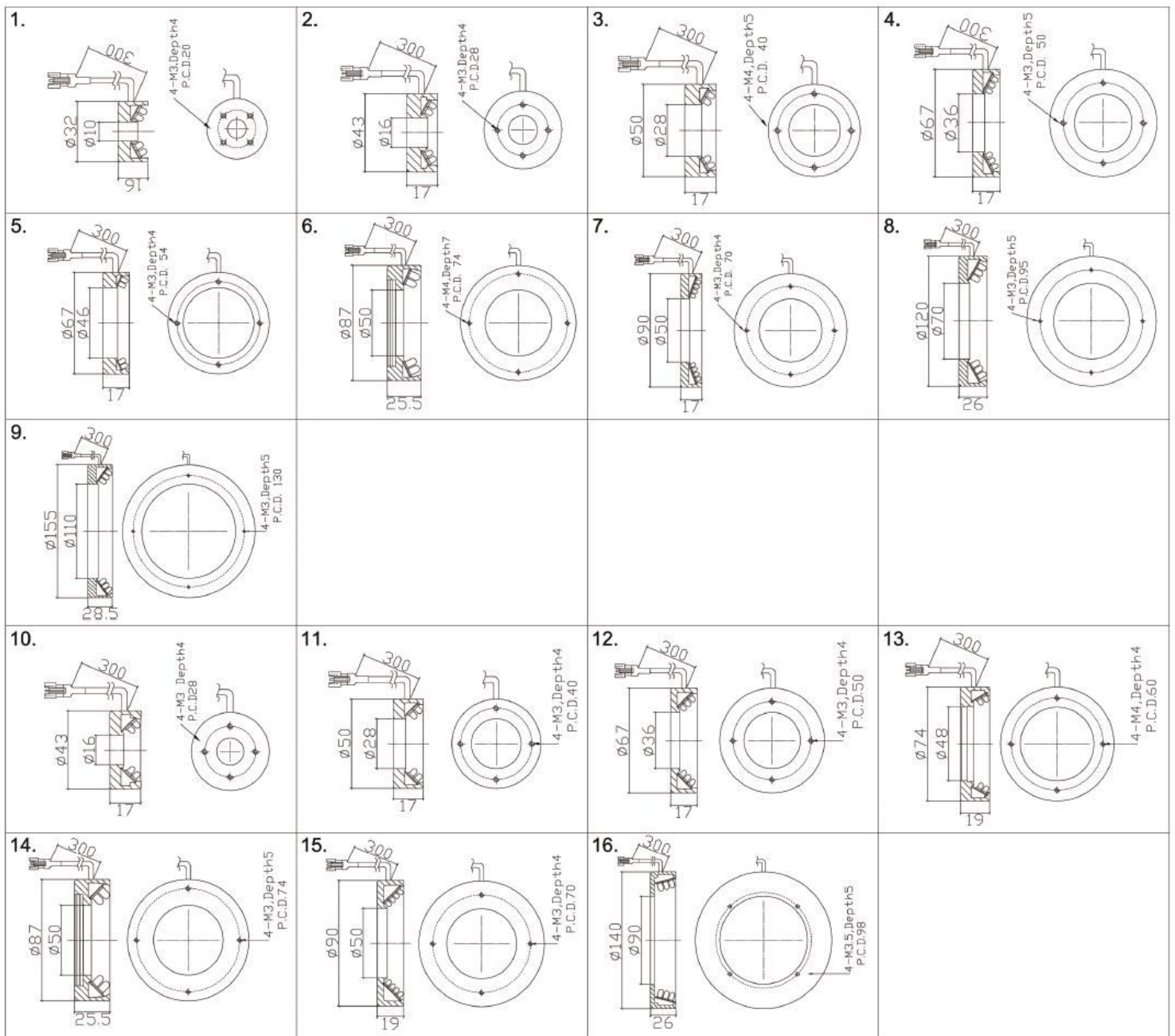
◆ Wide Angle



◆ Horizontal



Dimension Diagrams



Dimension Diagrams

